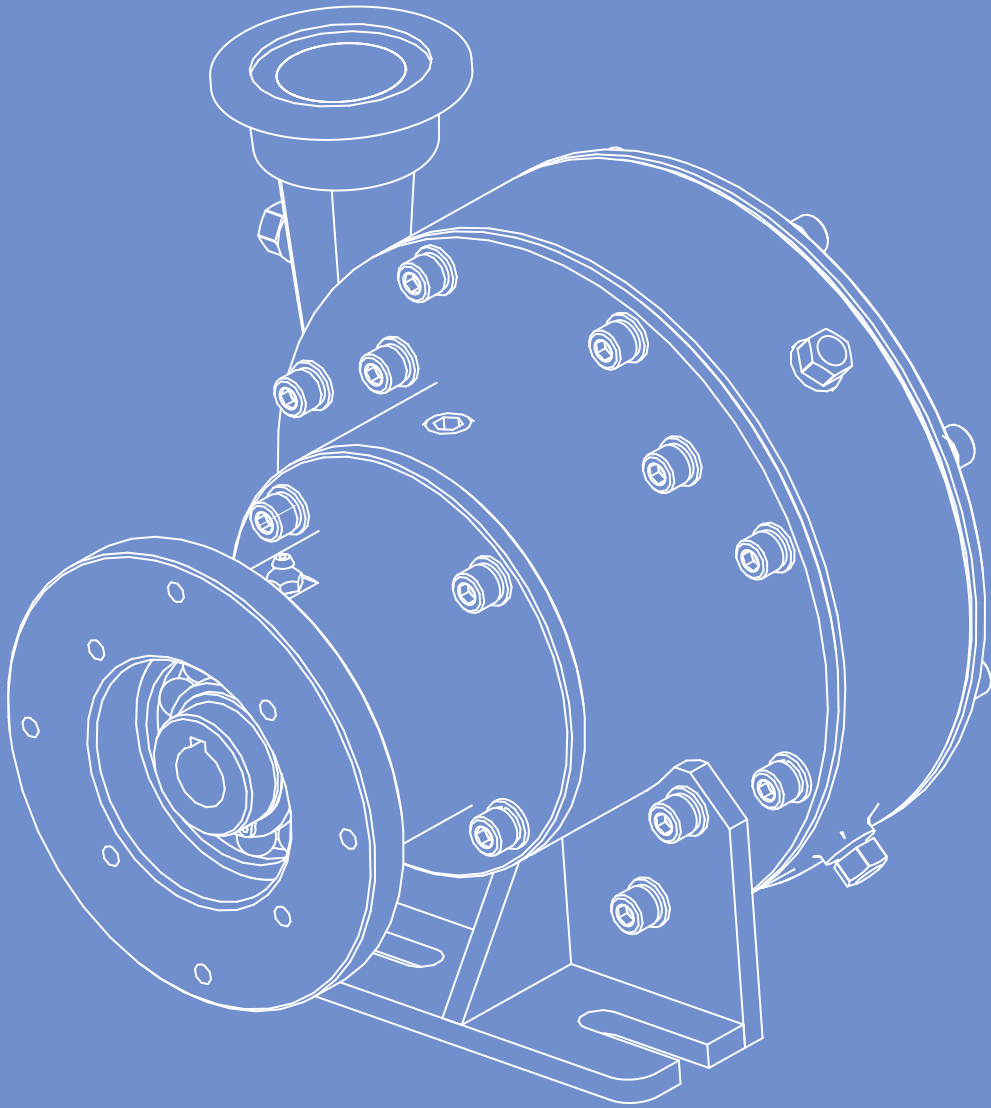


RIFLON

riflon.com



Centrifugal pump

NC-40R1

NC-40R1 SERIES CENTRIFUGAL PUMP

Centrifugal pumps of **NC-40R1** series is intended to pump various liquids:

- abrasive hydraulic fluids (clay and gravel mortars, mixtures of water and sand, ore, etc.);
- flushing liquid used in the course of well drilling;
- household and industrial waste waters;
- spent flushing liquid (into cyclone plant to clean it of drilled solids;
- cement mortars.

Advantages of centrifugal pump NC-40R1:

- simple maintenance;
- light weight;
- compact size;
- extreme durability;
- minimal installation space requirements;
- all parts are steel casted;
- stainless steel impeller;
- increased wearing resistance of pump components;
- horizontal or vertical layout;
- versatile, modular design that allows customers to purchase only the parts necessary for repairs;
- ability to alter rotation direction, which is possible because it is simple to install an impeller suitable for the necessary rotation and volute direction (only the impeller is to be replaced, while all other parts remain the same);
- exposed impeller.

Pumped fluid properties:

hydraulic fluid density, kg/m³
temperature, °C
solid particle content
solid particle maximal size, mm

up to 1700
+5 ... +55
up to 60%
at most 4

Technical specifications:

Pump overall dimensions (LxWxH), mm
Inlet port diameter, mm
Outlet port diameter, mm
Impeller diameter, mm
Maximal speed, rpm
Weight, kg, ±3%
Weight of pump with adapter for hydraulic motor
310.X.28.00.XX, kg, ±3%
Weight of pump with adapter for electric motor, kg, ±3%
Maximal head, m
Maximal flow, m³/h (lps)
Component materials:
Impeller
Other components (castings)
Other components (except castings)

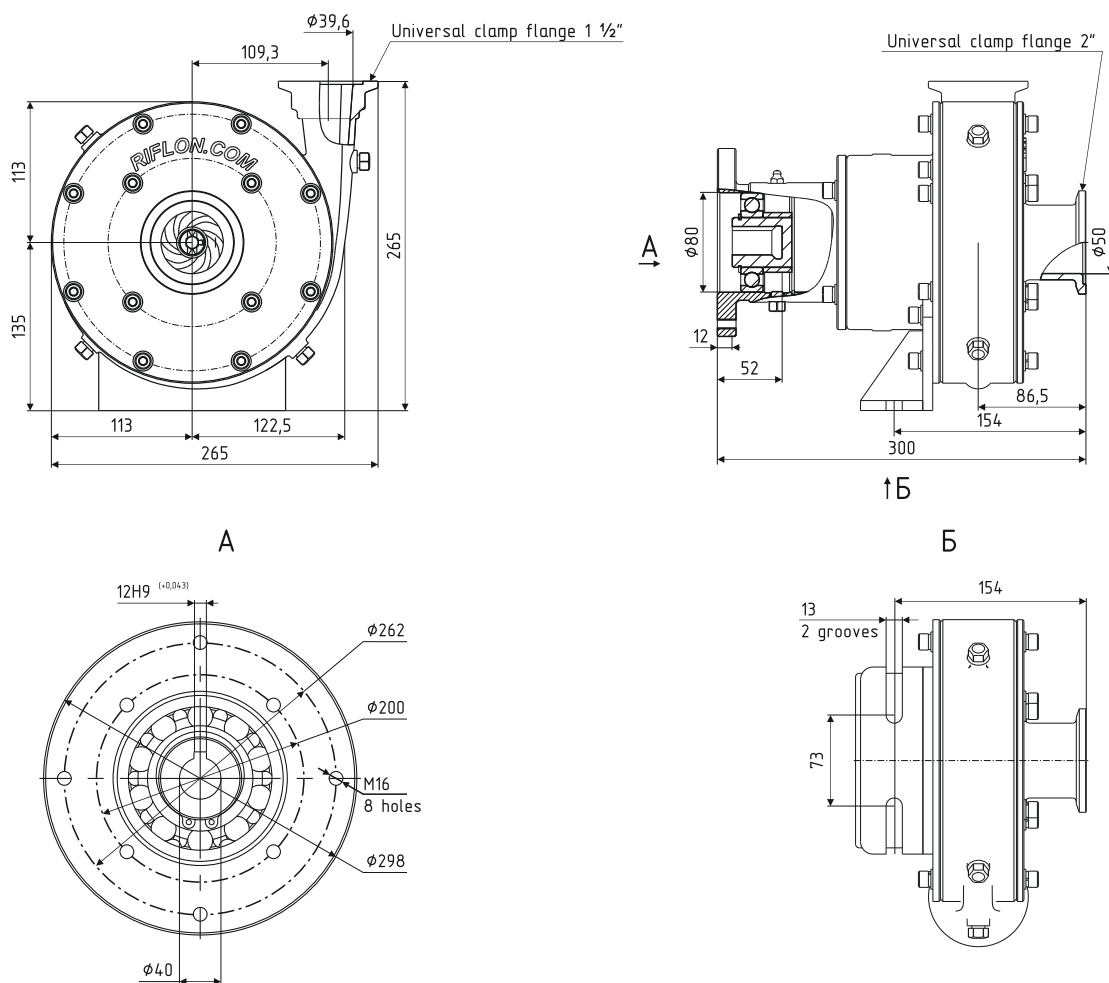
300x265x265
50 (2") ASME/ANSI B1.20.3
40 (1 1/2") ASME/ANSI B1.20.3
187 (7")
4200
28,2
30,5

36,2
118
35 (9,7)

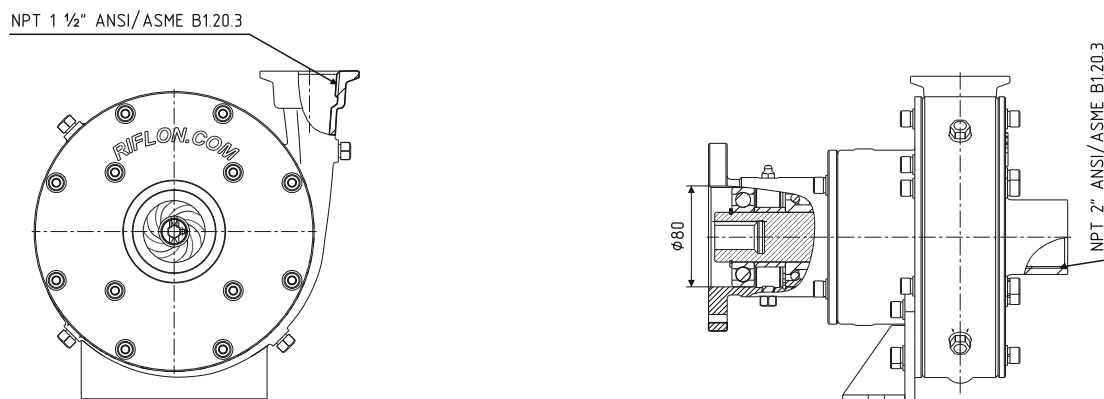
40HL
40HL
40H

Centrifugal pump NC-40R1 (2" x 1 1/2" x 7"). Dimensions.

Picture 1a
Flanged pump version

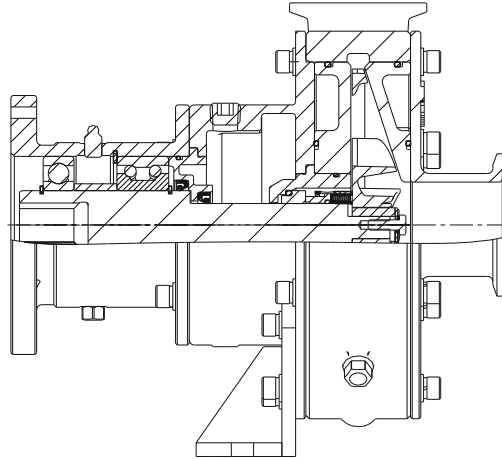


Picture 1b
Pump version with internal thread

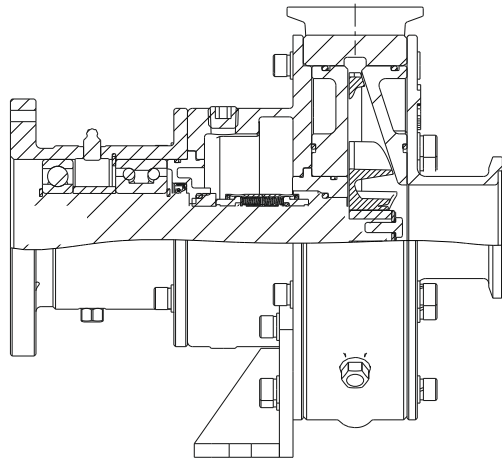


Centrifugal pump NC-40R1 (2" x 1 ½" x 7"). Dimensions.

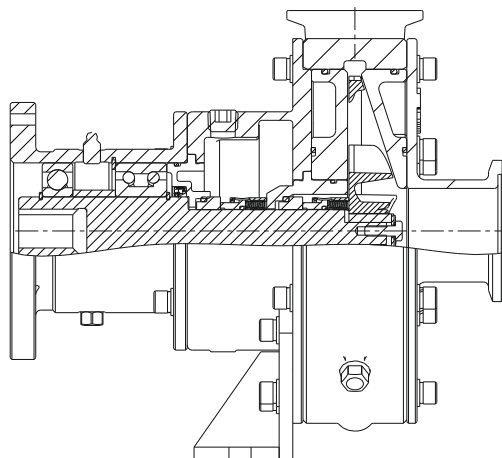
Picture 1c
Pump design with single mechanical seal



Picture 1d
Pump version with double mechanical seal back-to-back type.

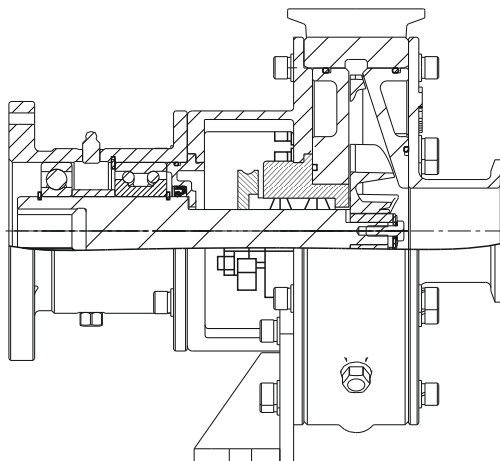


Picture 1e
Pump version with double mechanical seal tandem type.

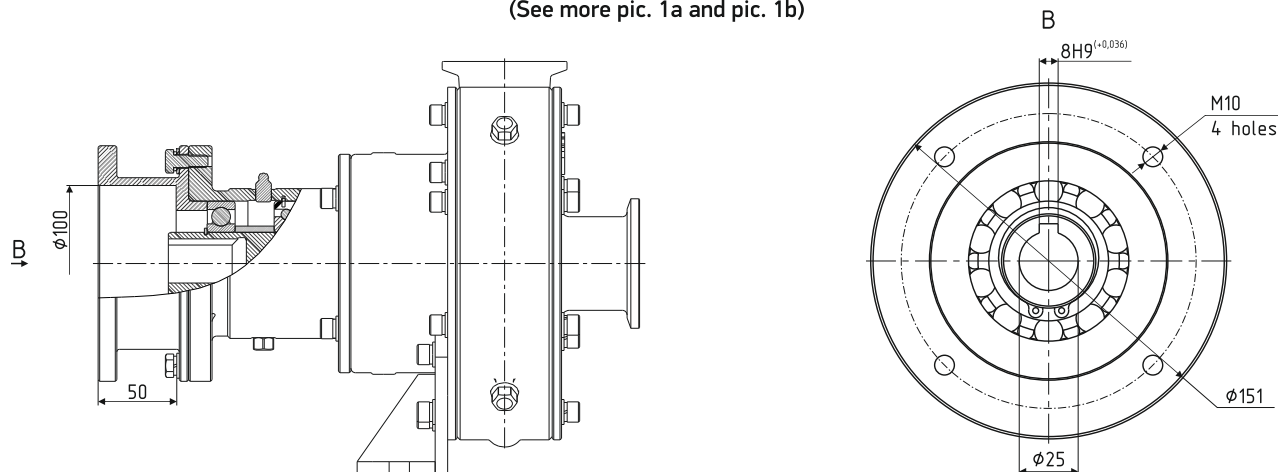


Centrifugal pump NC-40R1 (2" x 1 ½" x 7"). Dimensions.

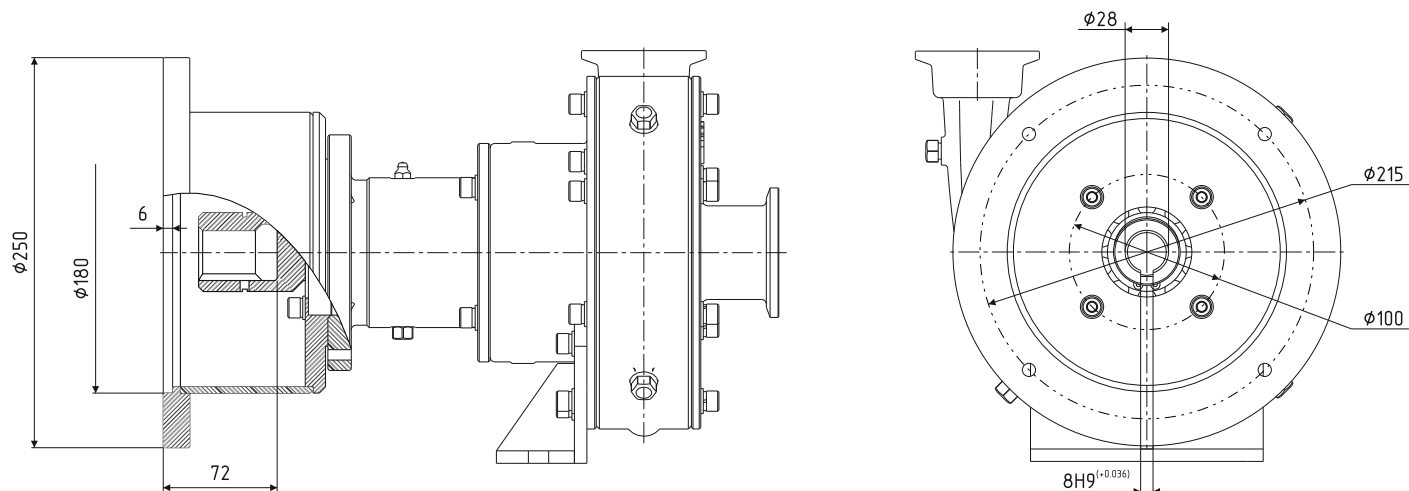
Picture 1f
Pump design with stuffing box



Picture 2
Version for a hydraulic motor with a volume of 28 cm³
(See more pic. 1a and pic. 1b)



Picture 3
Version for electric motor
(See more pic. 1a and pic. 1b)

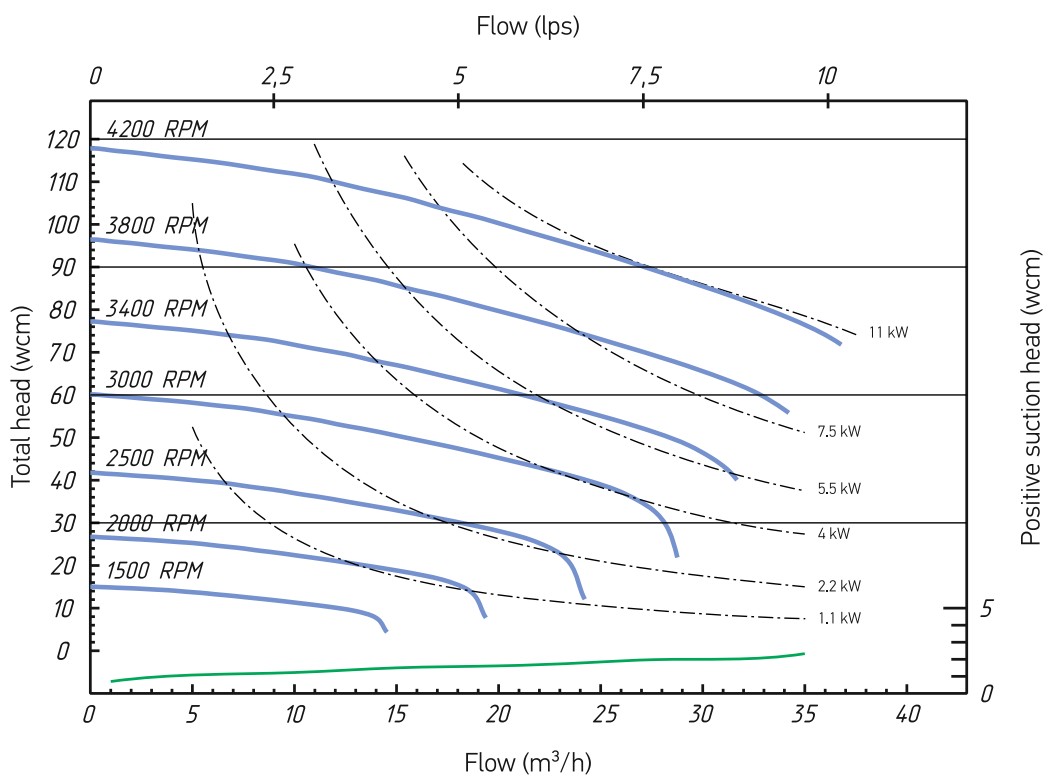


Pump modifications

Typesize	Pic.	Connection	Rotation
NC-40R1-01	1	Connection to hydraulic motor 310.X.12.00.XX	C.W. / C.C.W.
NC-40R1-02	2	Connection to hydraulic motor 310.X.28.00.XX	C.W. / C.C.W.
NC-40R1-03	3	Connection to electric motor	C.W. / C.C.W.

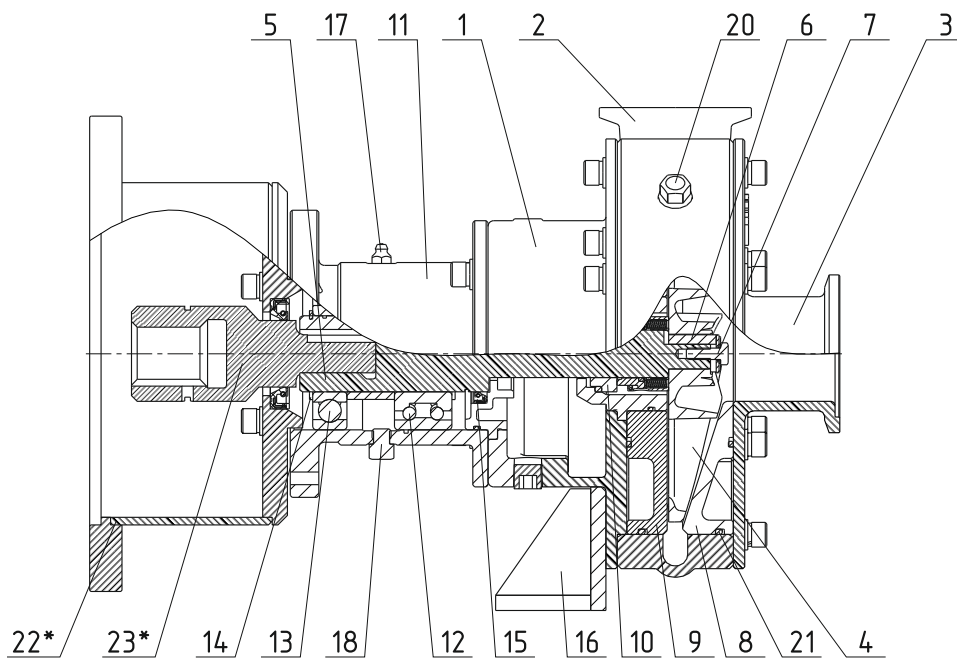
Additional parameters

Name	Pic.	Version
Type of end connections	1a	Clamp flange
	1b	Internal thread NPT
Shaft seal type	1c	Single mechanical seal
	1d	Double mechanical seal back-to-back type
	1e	Double mechanical seal tandem type
	1f	Gland packing



Pump card

Centrifugal pump NC-40R1 manufactured by RIFLON is a small and compact device intended for high pressure feeding of three-cylinder piston pumps involved in wells operation. It is specially designed to pump abrasive mixtures (sludge) and cement mortars. The pumps are manufactured by means of contemporary CNC equipment. Our centrifugal pumps are suitable for various industries.



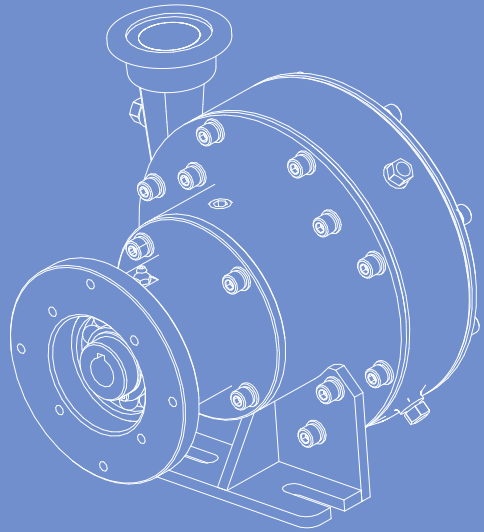
Centrifugal pump NC-40R1 (2" x 1 ½" x 7"). Structure.

1	stud
2	volute diffuser with outlet fitting 1 ½"
3	inlet fitting 2"
4	full opening impeller 7"
5	shaft
6	impeller keysteel
7	bolt for fixing the impeller on the shaft
8, 9	front and rear wear-related shrouds
10	seal assembly
11	bearing cages
12, 13	rollers bearing
14	locking rings
15	oil seal
16	mounting bracket
17	oil cup
18	drain plug
19	eyebolt for transportation
20	plug K1/8" GOST 6111-52
21	o-rings GOST 9833-73
22*	adapter
23*	intermediate shaft

* For connecting an electric motor

RIFLON

riflon.com



phone:
+1 (512) 861-19-64

e-mail: sales@riflon.com
www.riflon.com